

CONSTRUCTION OF SHELTERS


Don'ts

- Don't consume food/water/drinks etc, that has been lying uncovered in the effected area..
- Don't move out of shelters/basements unless instructed by authorities.
- Don't use flour from gunny bags, foods wrapped in paper, water from open pools/lakes.
- Don't kneel, lie or sit on the open ground and don't walk bare footed.

ALWAYS REMEMBER WHICH TYPES OF FACTORIES / INDUSTRIES SITUATED IN YOUR SURROUNDINGS, ACCORDINGLY CONSULT THE AUTHORITY ABOUT SAFETY PRECUATION/ PREVENTIVE ACTIONS, IF ANY EMERGENCIES.



6 BN NDRF




CHEMICAL EMERGENCY


Community awareness and familiarization exercise programme

6 BN NATIONAL DISASTER RESPONSE FORCE
GANDHINAGAR (GUJARAT)- 382042
Control Room Tel: 079-23201551
Fax No.079-23202540
Email:- guj06-ndrf@nic.in

Dom Shape



Underground



Slanting

CHEMICAL EMERGENCY

In our country with the onset of Industrial development use of chemical agents has increased manifold. Now a days approximately 3 lakhs of chemical agents are used in our country.

Chemical agent- These are chemicals which are by virtue of their chemical properties produces lethal and possess' **d i f f e r e n t** characteristics. On the basis of harmful effects on human body. example, like chlorine gas, methyl Iso cyanide , cyanogens chloride, Sulphur mustard gas etc.

Modes of entries into human body

- ✓ Skin
- ✓ Eyes
- ✓ Breathing (inhalation)
- ✓ Swallowing (ingestion)
- ✓ Injection

Common symptoms

Affected person assigns will show symptoms like coughing, vomiting, tears in eyes skin

irritation, difficulty in breathing, burns and other health effects.

Preparation before chemical accident

- ✓ Inform people about dangers of chemical attack / incident/emergency and also ways and means against its safety.
- ✓ Keep material for sealing of windows and doors of house.
- ✓ Keep face mask.
- ✓ Keep decontamination kit and medicines ready against chemicalack.
- ✓ Keep phone numbers of emergency services and hospital etc in your house.

What to do after chemical attack/ incident.

- ✓ Cover your entire body.
- ✓ Keep a wet cloth on face and take breaths slowly.
- ✓ Move in opposite direction of air flow.
- ✓ Close all doors, window, fans, coolers etc. and seal doors and windows.

- ✓ Do not consume open food and drinks.
- ✓ If there is itching on skin then use Muller's earth or flour.
- ✓ Listen to information given on Radio and television.
- ✓ Neither spread rumors nor listen to them.

What to do after effect of chemical agent is reduced.

- ✓ Give first aid to injured persons.
- ✓ Send injured persons to hospital as early as possible.
- ✓ Decontaminate entire body.
- ✓ Move out side in clean open air.

Community can also construct/build shelters against Radiological, Biological and Chemical emergencies at their own. These shelters will be constructed from locally available materials like sand, raw bricks, sand stones, wood and mud etc.

